

TELECOM TRANSFORMERS & POWER TRANSFORMERS

FWRM SMD SERIES

FEATURES:

- Low interwind capacitance
- Low total harmonic distortion (THD)
- Compact size and Surface-mounted
- Designed to meet UL, CSA, VDE, BABT safety standard

OPTIONS:

- Tape and reel is standard
- Bulk packaging available for smaller quantities
- Custom design available
- Tolerance: 5% is standard, tighter available
- RM 5, 6, SMD available
- RM 6, 8, 10, 12, 14 Power available

COMMON APPLICATIONS:

- Modem
- Fax machine, Hub
- Power Transformers
- ISDN, ADSL, HDSL, PABX
- Other telecommunication facilities etc
- Switching power supplies
- AC-DC, DC-DC converters

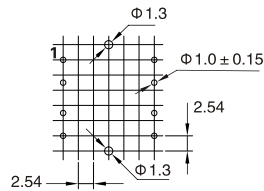
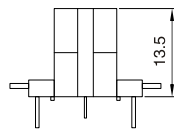
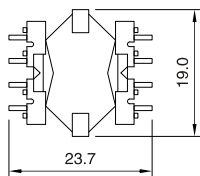
ELECTRICAL CHARACTERISTICS

Part No.	N1 Inductance (1kHz/0.1V Typ)	Turn Ratio	N1 DCR (Ω max)	Hi-pot (Pri-Sec)	Schematic
FWRMD6012	3.6mH min	N1:N2=1:2.5	4.5	1250V	1
FWRMS5001	2.5mH min	N1:N2:N3=1:1:3	6.5	1250V	2
FWRMS5002	1H min	N1:N2:N3:N4=1:1:1:1	30.0	1250V	3

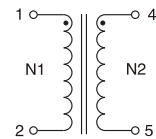
TECHNICAL INFORMATION

- Soldering temperature: 260°C for 4 ± 1 seconds
- Operating temperature: 0°C to 70°C
- Storage Temperature: -25°C to 85°C
- Different package available per special request

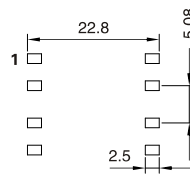
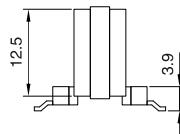
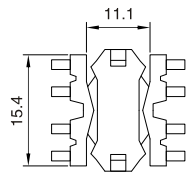
PHYSICAL CHARACTERISTICS



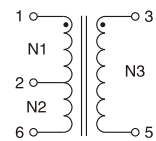
DIP RM6 Power



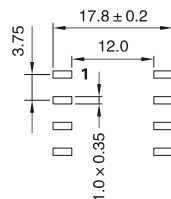
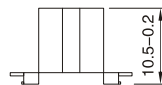
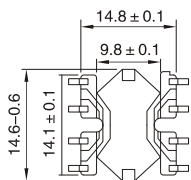
Schematic1



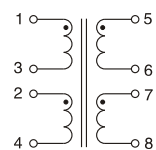
RM5 SMD



Schematic2



RM5 SMD



Schematic3

Note: All Dimensions in mm